



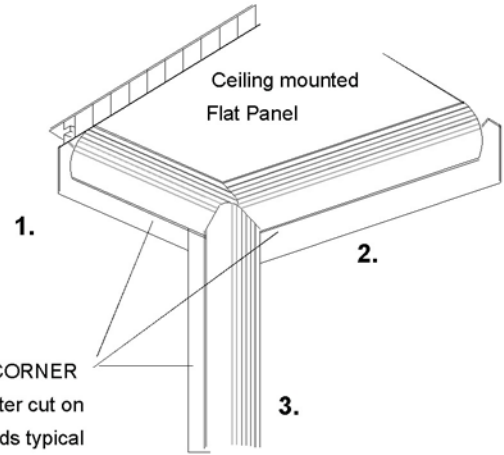
EXTRUTECH PLASTICS INC.

5902 West Custer Street Manitowoc WI 54220
 Phone 920-684-9650 or 888-818-0118
 Fax 920-684-4344

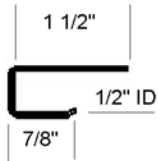
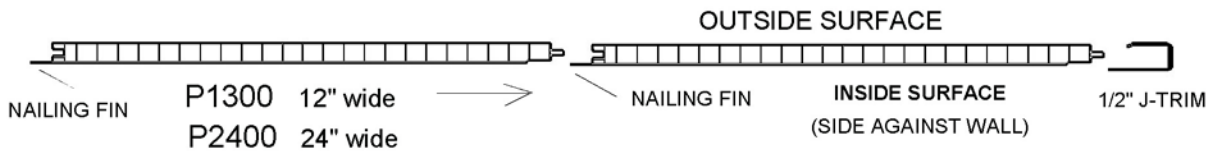
**P1300, P2400 Panel
 and Trim Details**

Please read
P1300 Panel Installation Guidelines
 for Installation Details.

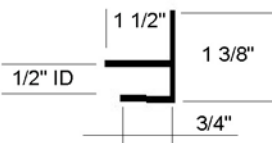
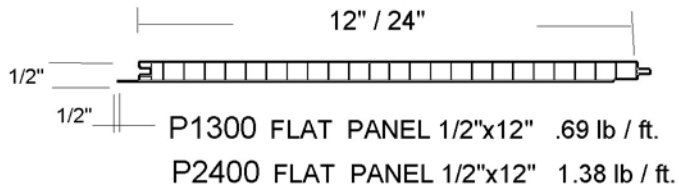
PANELS SLIDE TOGETHER
 WITH TONGUE AND GROOVE DESIGN
 LEAVING NO EXPOSED FASTENERS
 USE RUST PROOF FLAT HEAD
 SCREW TYPE FASTNER IN NAILING FIN



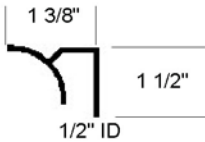
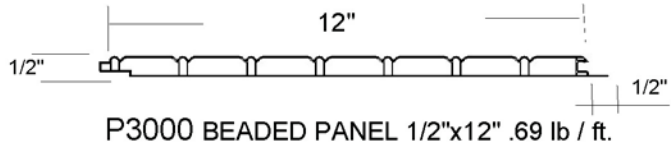
**INSIDE CORNER
 DETAIL**



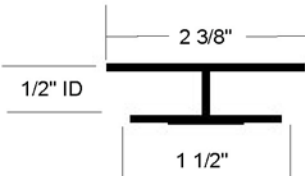
1/2" J-TRIM
 P0100



1/2" OUTSIDE CORNER
 P0220



1/2" INSIDE CORNER
 P0210



1/2" H-BAR MULLION
 P0230

TRIM DETAILS .06 lb / ft.

Required Tools

- Hammer Drill, with 5/32" Mason Bit (Masonry installation)
- Wide blade putty knife (used to slip last panel into J-trim)
- Hammer and wood block, (used to snap panels together)
- Caulk gun using PL 400 or Liquid Nails (trim adhesive for masonry or wood).

Required Fasteners

- MASONRY** TAPCON SCREWS 3/16" x 1 1/4" with 1/4" Stainless Washers
- WOOD** 3/4" No 8 Truss Head Sheet Metal Screws
- METAL** 3/4" No 8 Truss Head Sheet Metal or Tek Screws

5902 W. Custer Manitowoc, WI 54220 Phone 920-684-9650 Fax 920-684-4344

www.epiplastics.com e-mail: extrutech@lakefield.net

