



# EXTRUTECH PLASTICS INC.

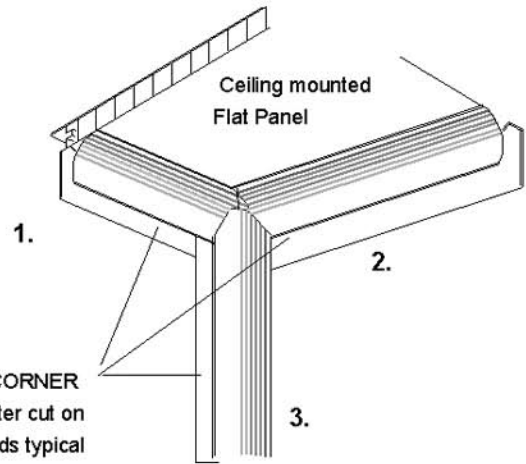
5902 West Custer Street Manitowoc WI 54220  
 Phone 920-684-9650 or 888-818-0118  
 Fax 920-684-4344

## P2400 Wall Panel

### P1300, P3000 Wall & Ceiling Panels and Trim Details

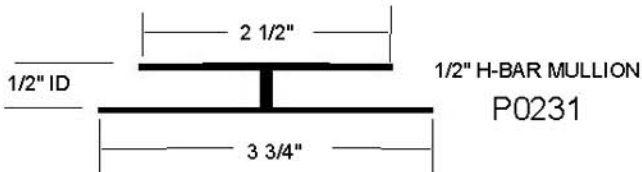
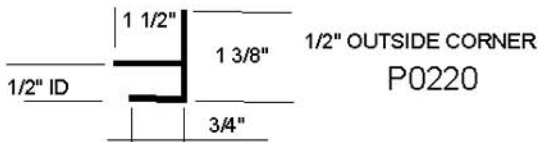
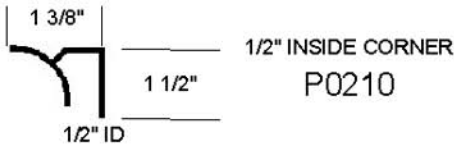
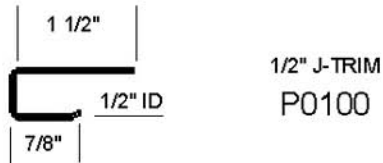
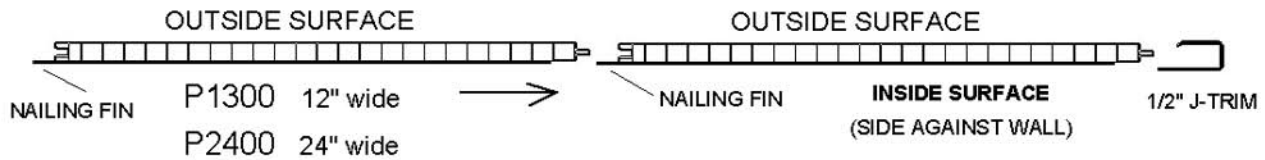
Please read  
**Panel Installation Instructions**  
 for Installation Details.

PANELS SLIDE TOGETHER  
 WITH TONGUE AND GROOVE DESIGN  
 LEAVING NO EXPOSED FASTENERS  
 USE RUST PROOF FLAT HEAD  
 SCREW TYPE FASTNER IN NAILING FIN

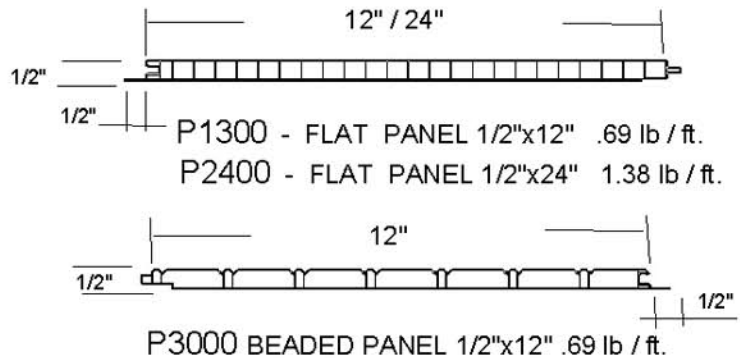


INSIDE CORNER  
 w/ 3/8" miter cut on  
 curved ends typical

#### INSIDE CORNER DETAIL



**TRIM DETAILS** .06 lb / ft.



#### Required Tools

- Hammer Drill, with 5/32" Mason Bit (Masonry installation)
- Wide blade putty knife (used to slip last panel into J-trim)
- Hammer and wood block, (used to snap panels together)
- Caulk gun using PL 400 or Liquid Nails (trim adhesive for masonry or wood).

#### Required Fasteners

- MASONRY TAPCON SCREWS 3/16" x 1 1/4" (FLAT HEAD)  
with 1/4" Stainless Washers
- WOOD 1 1/4" No 8 Truss Head Sheet Metal Screws
- METAL 3/4" No 8 Truss Head Sheet Metal  
or Tek Screws

5902 W. Custer Manitowoc, WI 54220 Phone 920-684-9650 Fax 920-684-4344

www.epiplastics.com e-mail: info@epiplastics.com

